

Situation of education financing in West & Central Africa

Guillaume Husson, Head, IIEP-Pole de Dakar, UNESCO

Education funding in humanitarian contexts in West & Central Africa

Nicolas Reuge, Regional Education Adviser, UNICEF

The financing shift to invest in the learning generation

Liesbet Steer, Director, Education Commission

Funding prospects in humanitarian contexts

Yasmine Sherif, Director, Education Cannot Wait

*Moderator: Lily Neyestani-Hailu, Chair, Regional Education Systems Strengthening Task Team,
UNESCO Regional Bureau*



United Nations
Educational, Scientific and
Cultural Organization



International Institute
for Educational Planning

Pôle de Dakar
EDUCATION SECTOR ANALYSIS



the
Education
Commission


**EDUCATION
CANNOT
WAIT** a fund for education
in emergencies

Education Financing in West and Central Africa

Thursday 1 February 2018, 12:05-12:25

Radisson Blu Hotel, Dakar – Mermoz Room

Analysis of education financing in West & Central Africa within development and humanitarian contexts and dialogue on future prospects in light of SDG 4



Education
2030



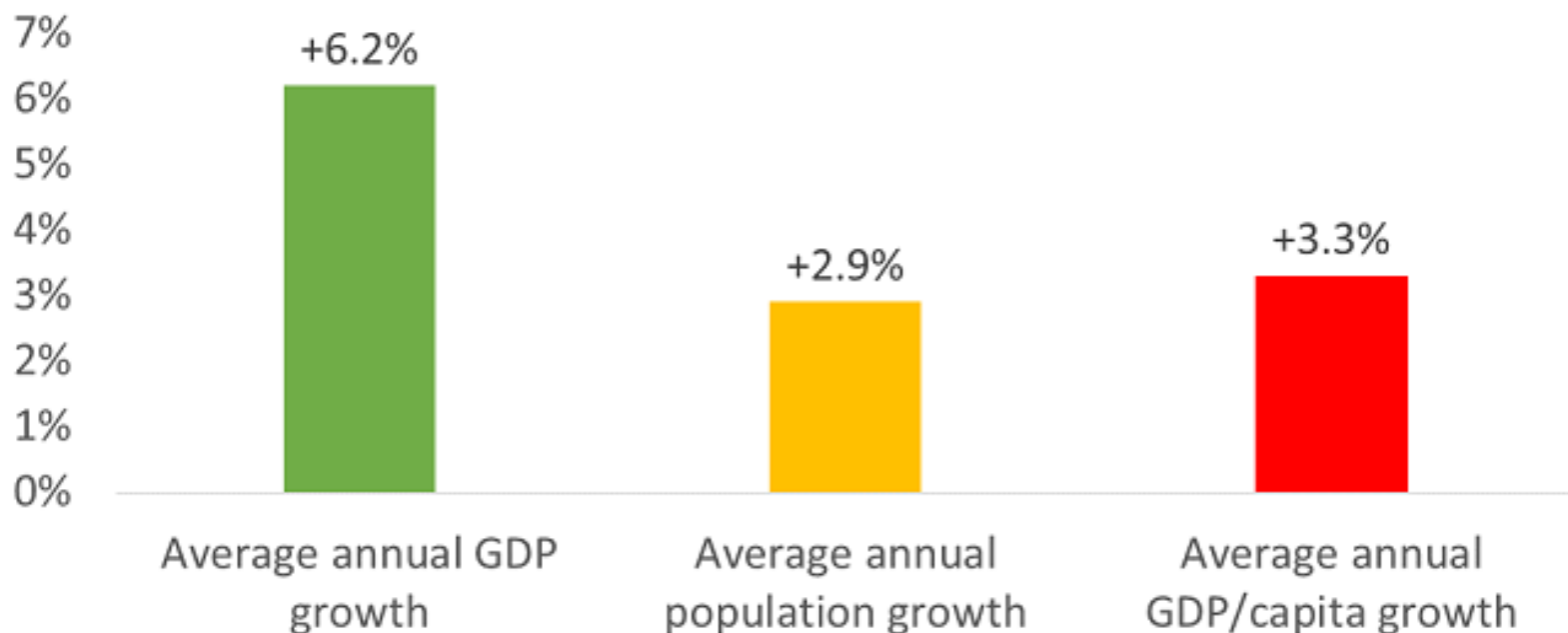
Education Systems' Strengthening Task Team



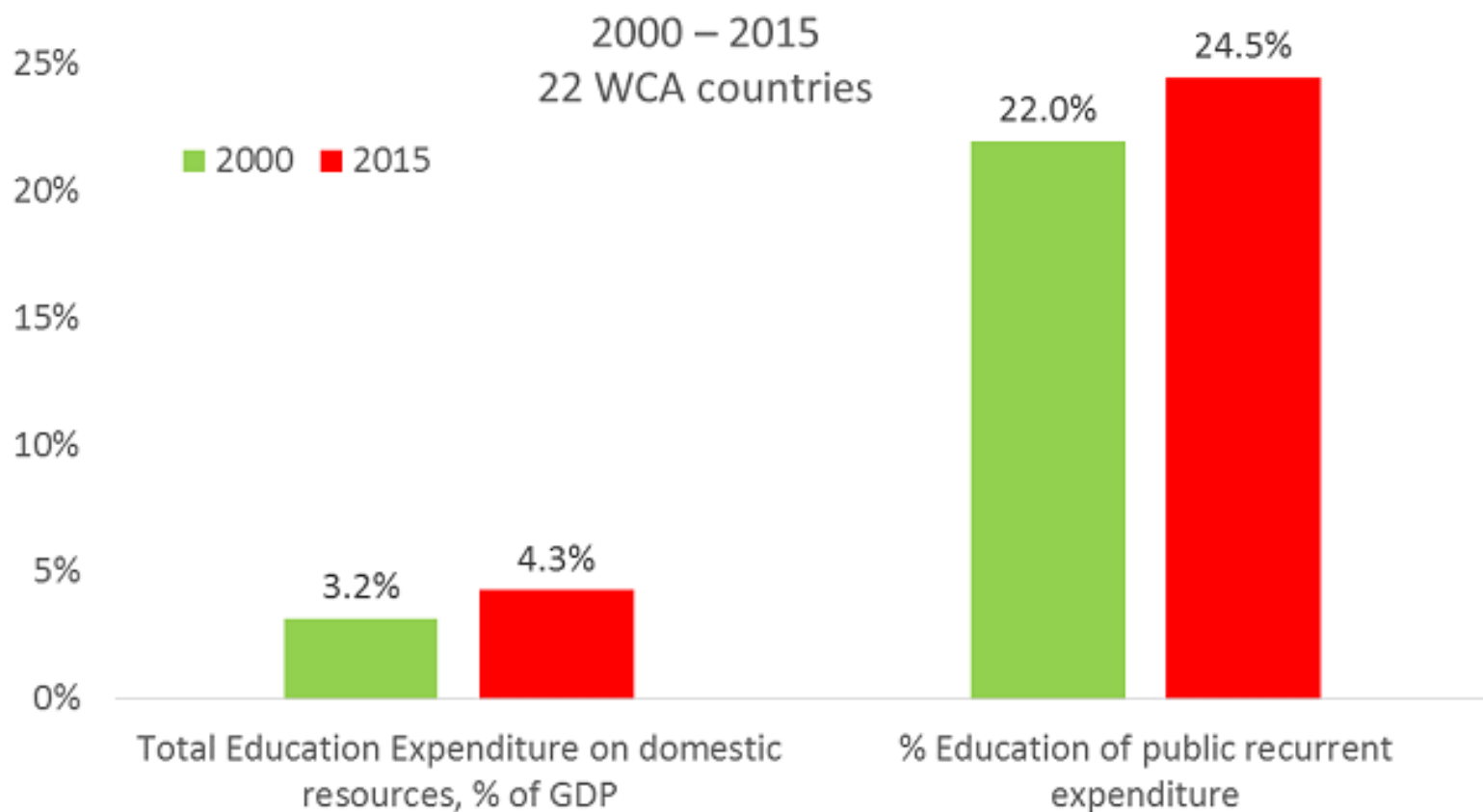


Education in WCA – Trends in Demographic and Macroeconomic Characteristics, 2000 to 2015

2000 – 2015
25 WCA countries

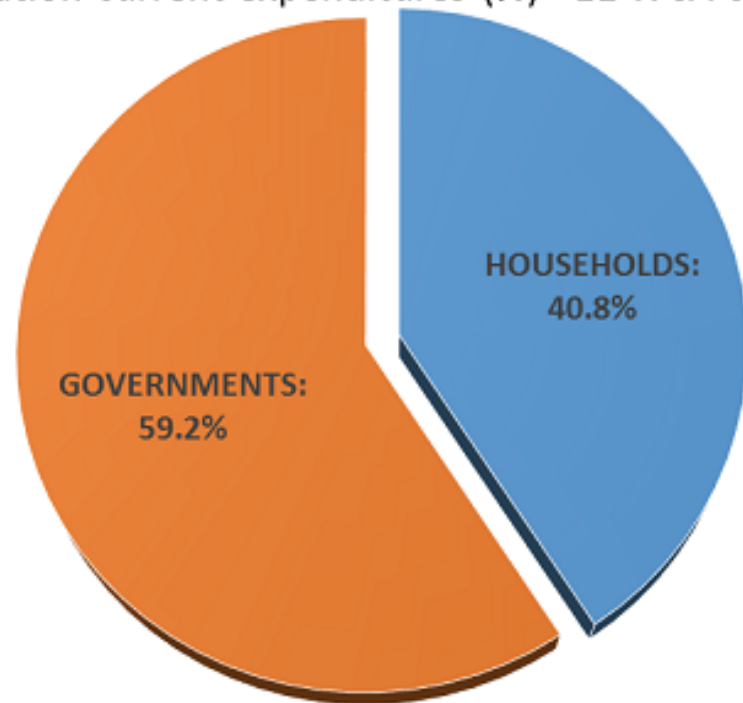


Education in WCA – Trends in Financing education Characteristics, 2000 to 2015



Education in WCA – Trends in Financing education Characteristics, Year between 2010 and 2015

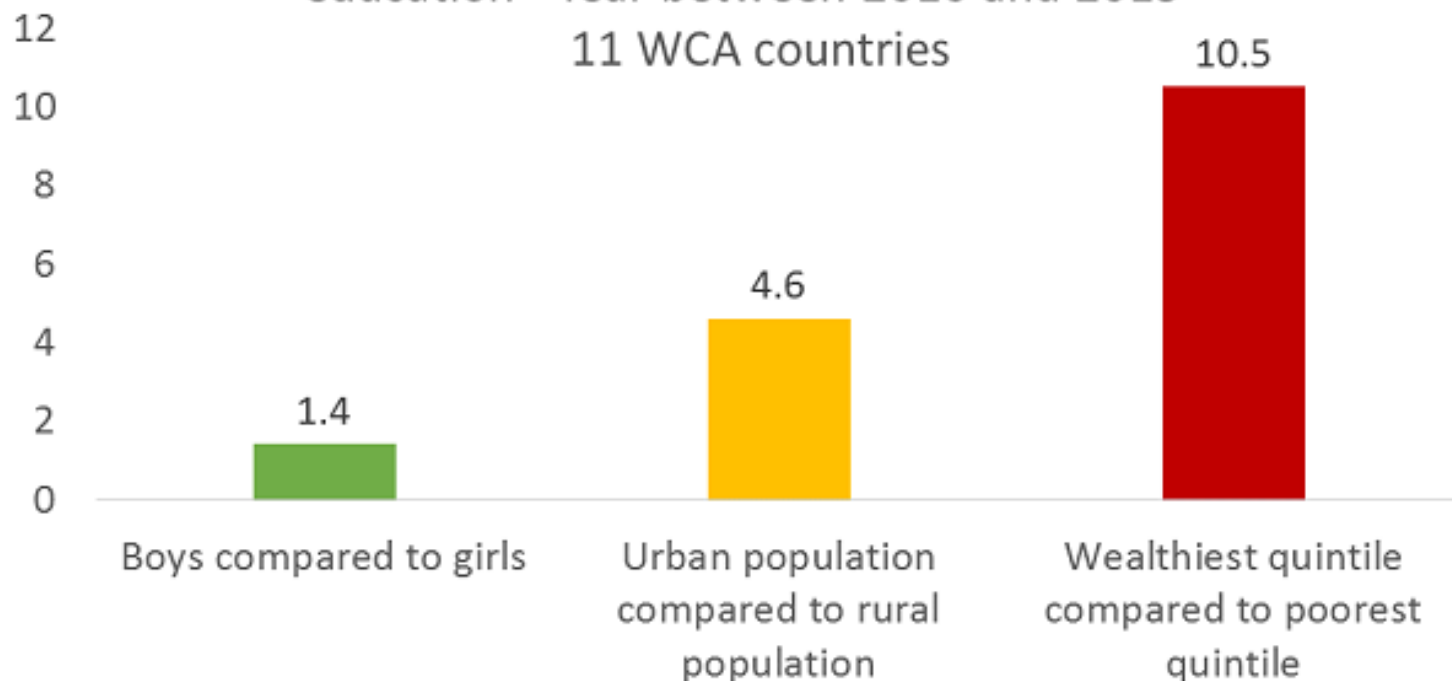
Contribution of Governments and of Households in the education current expenditures (%) - 11 WCA countries



Education in WCA – Disparities in Financing education Characteristics, Year between 2010 and 2015

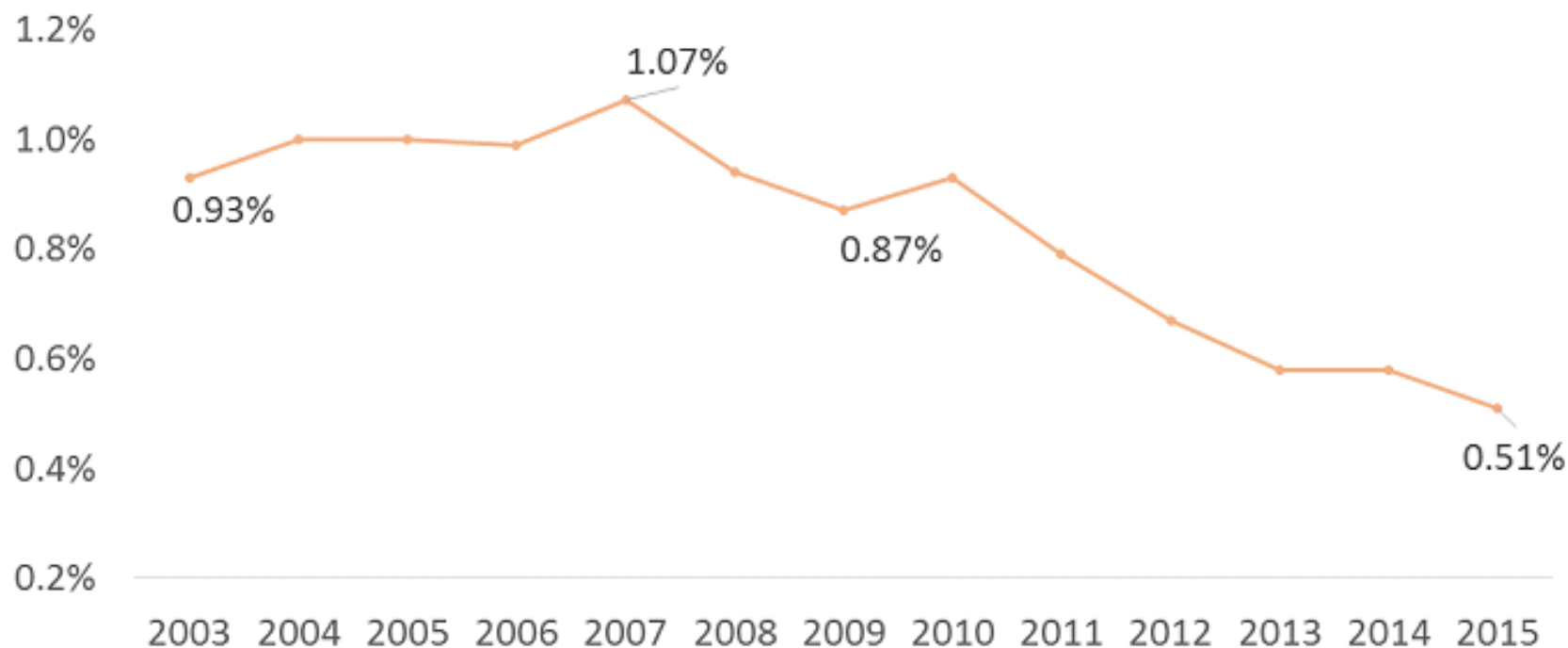
Appropriation index of public current expenditure on education - Year between 2010 and 2015 –

11 WCA countries



Education in WCA – External financing in education, From 2003 to 2015

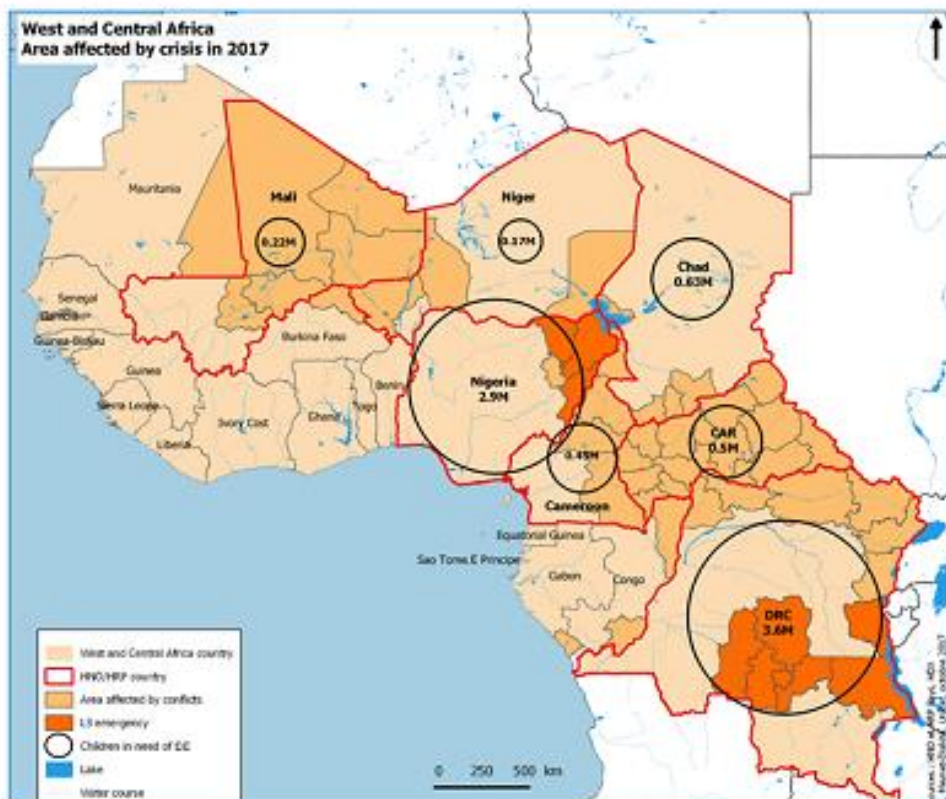
External financing in education as % of GDP



Education is not prioritized in humanitarian appeals and remains the most underfunded sector, particularly in WCA

| UNICEF region | Requested education | Requested multi-sectoral | Total requested | Funded education | Funded multi-sectoral | Total funded | % edu alone in requested | % edu apportioning multi-sectoral | % funded edu alone | % funded edu with multi-sectoral apportioned | % funded total |
|--------------------------------|---------------------|--------------------------|-----------------|------------------|-----------------------|----------------|--------------------------|-----------------------------------|--------------------|--|----------------|
| East Asia & the Pacific | 146.3 | | 3254.1 | 87.6 | | 1876.5 | 4.50% | 4.50% | 59.90% | 59.90% | 57.70% |
| Eastern & Southern Africa | 740.8 | 4514.9 | 25464.1 | 296.9 | 2273.4 | 17529.1 | 2.90% | 3.50% | 40.10% | 37.90% | 68.80% |
| Europe & Central Asia | 39.4 | 675.9 | 1674.8 | 12.3 | 568.1 | 1110.7 | 2.40% | 3.90% | 31.20% | 38.10% | 66.30% |
| Latin American & the Caribbean | 136.1 | 0.4 | 3339.9 | 107.8 | 0 | 2037.5 | 4.10% | 4.10% | 79.20% | 79.20% | 61.00% |
| Middle East & North Africa | 2187.4 | 17239.7 | 54701.4 | 904.1 | 10765.5 | 36554.4 | 4.00% | 5.80% | 41.30% | 40.10% | 66.80% |
| South Asia | 343.1 | 837.3 | 11613.2 | 137.7 | 374.1 | 7739.1 | 3.00% | 3.20% | 40.10% | 39.10% | 66.60% |
| West & Central Africa | 904.6 | 3001.1 | 24066.2 | 199.3 | 1074.3 | 17223 | 3.80% | 4.30% | 22.00% | 20.60% | 71.60% |
| Total | 4497.7 | 26269.3 | 124113.7 | 1745.7 | 15055.4 | 84070.3 | 3.60% | 4.60% | 38.80% | 37.30% | 67.70% |

Education in Emergencies in West and Central Africa November 2017



More than **8M** children 3-17 in need of EIE



Cluster

UNICEF

Access total target: 2.8M



PSS total target: 2.2M



Material total target: 3.2M



HRP funding
Total request 207M \$
23% funded

Access total target: 2M



PSS total target: 0.6M



Material total target: 2.2M



HAC funding
Total request 73M \$
61% funded

